

NINGBO BRITISH INTERNATIONAL SCHOOL

NEWSLETTER #18

19TH JANUARY 2024



**UNITY
DIVERSITY
EXCELLENCE**



Dates to Remember

- Monday 22nd January 2024 - SAC Meeting
- Friday 26th January 2024 - NBIS Chinese New Year Celebration
- Friday 26th January 2024 - Last day of Semester 1
- Monday 29th January 2024 – Start of Semester 2
- Thursday 1st February 2024 – Chinese New Year Concert



CONGRATULATIONS

Chloe Erin Chng

Class of 2024



for receiving the offer to study a Bachelor of Science at the University of British Columbia (UBC).





Ningbo British
International School

浙江宁波英伦
外籍人员子女学校

NBIS CHINESE NEW YEAR CONCERT



Thursday, 1st February 2024

19:15 PM

Auditorium

Scan the QR code
to Register



Pre-school

Ms Lulu Lin, Ms Betty Xu

In week 18, Pre-school children have started the topic of Chinese New Year. We have generally talked about the origin of Chinese New Year and Chinese people's celebration about Spring Festival. Children also enjoyed learning some songs and nursery rhymes related with Chinese New Year such as "Chinese new year song", and "Happy dragon dance". To extend children's interest of Chinese New Year, we also set up creative activities of decorating the lanterns, making fire-works and rubbing Chinese character "fu", which practice children's fine motor skills as well as developing their creativity and imagination.



CONGRATULATIONS TO OUR STARS OF THE WEEK

4A KOHMA & AARAV
4B AVA-ROSE
5B MELODIE & MARVIN
5C LEAH
6A DAMI & CLORIS



SPELLING BEE

Mrs Candice Klue - Primary Subject Lead - English

The buzz is in the air at NBIS as we recently held our very first Primary Spelling Bee! Our talented students from Years 1 to 6 took centre stage to showcase their spelling prowess, and boy, did they spell their way into our hearts!

Our extraordinary spellers faced off in a series of nail-biting rounds. It was truly a sight to behold as these young wordsmiths conquered even the trickiest of words, leaving the audience in awe.

Of course, no Spelling Bee would be complete without our fabulous judges and pronouncers! They kept the event running smoothly, ensuring fairness and accuracy throughout. We couldn't have done it without them, and we are truly grateful for their dedication and support.

As the competition intensified, it was time for our finalists to take center stage. They battled it out with words that would make even the most skilled linguist break a sweat. The tension was palpable, but our spellers remained cool under pressure, showcasing their impressive spelling skills.





In the end, we crowned our very first Primary Spelling Bee Champions:

Level 1: 1st Caspian Chang 1A, 2nd Robin Zhang 1A, 3rd Leon Jiang 1B

Level 2: 1st Caden Jin 3A, 2nd Diana Yoo 3A, 3rd Lorin Dunant 3B




Level 3: 1st Ayush Gaurav 5A, 2nd Ariana Rutherford 5C, 3rd Beatrice Zhang 5C

Their spelling skills were simply unbeatable, congratulations!

But let's not forget, that every participant in the Spelling Bee is a winner in their own right. Every speller showcased their dedication, hard work, and love for words. We are incredibly proud of all our spellers and their achievements.

The Primary Spelling Bee at NBIS was a roaring success, and it left us all buzzing with excitement and admiration. We can't wait to see what our talented students will spellbind us with in the future! A big thank you to the Spelling Bee Committee for your hard work and dedication in planning such a successful Spelling Bee.





Year 3 Writing

Ms Chenxin Yu

- Year 3B's Ms Yu has been running extra creative writing sessions for Year 3A and 3B students.

Students begin with a list of potential writing topics and are given three minutes to think about what they will write. They are encouraged to consider the structure, how much they can write in the allotted time and if there are any special words or phrases they would like to include, especially ones which they have been learning about in class.

Then, they are given twenty-five minutes to write before reading through, checking, correcting and adding detail to relevant parts. Finally, students share their work with each other, giving feedback and thoughts with each other.

This student-centred writing lesson gives students a chance to reflect on their own work and discuss best practices with each other under the guidance of their teacher.



My Nickname is tiger shark I'am very smart and very helpful that's true. Do you know why my dad chose this name? Because when I'm running I normally run very fast. When other people did things that they should not do I solve things by my self so that is like a tiger right? When I go to swimming my speed is very fast even Zayn sometimes! So that's why my nickname is tiger shark. So now do you think my name is cool? If you think it's cool please vote for me. By Evan, 3A

Monday, January 15th, 2024 When my relatives come, for the holidays me and my family will be going back to Indonesia in Manado. I am to be very excited because my relatives will be coming to meet me! So when my relatives come, they will give me amazing gifts and presents. And guess what! I'm going to be staying at my mother's bestie's house! And my cousins will also be coming to play with me and I will be going to the space park! This is really going to be fun! My aunt will also be giving us Paperback books and my favourite NARWHAL books with chapters! I really can't wait any longer to go there! And for the first week in Indonesia I can have a Yes day! Maybe we are also going to beaches as my mom said.



Monday, January 15th, 2024
My Nickname


I have many nicknames. Maybe I have thousands of hundreds of million nicknames! I don't even know if I can fit them all in this page! Ok, let's see, my nicknames are: 1. Viky 2. Vik 3. Vikdumb. Well, the truth is, you can actually call me anything. Except monster, it kinda makes me feel lonely. So that means you can even call me dumb-dumb. That's why I said I don't even know if I can fit them all in this page, because you can call me whatever you want. Oh, I forgot to say, I usually like people calling me my real name. In Czech, Moms call their children sweet and cute names. Such as, lady bug or calf (reindeer) or cat. But all those names are said in Czech. Maybe you could ask your mum to call you these to you in your own language. Maybe one day you could tell me your nickname. Have a good day!



Year 10, IGCSE Art & Design

Ms Sam Clegg

The Cambridge IGCSE Art & Design (0400) course curriculum is designed to foster students' artistic and creative skills while developing their understanding of various art forms and design principles. The programme encompasses a wide range of media, techniques, and styles, encouraging students to experiment and express themselves artistically. Key components include exploring observational drawing, developing design skills, understanding the use of color and composition, and engaging with art history and contemporary art. Emphasis is placed on critical thinking, creativity, and the ability to communicate ideas visually. Students are encouraged to build a portfolio that reflects their artistic growth and individual style throughout the course. Overall, the curriculum aims to provide a comprehensive foundation in art and design, preparing students for further studies or careers in the creative field.







Year 10 students have currently engaged in their first theme and sketchbook within the Cambridge IGCSE Art & Design (0400) curriculum, this phase marks the beginning of a captivating artistic journey for all students. As Year 10 embark on this creative exploration, the emphasis is on honing fundamental skills and cultivating a genuine connection to their chosen theme. Students will engage in observational drawings, experiment with diverse media, and express their ideas with imaginative flair. This initial theme sets the foundation for their artistic identity, encouraging students to discover their unique voice within the broader realm of art and design. Students learn to pay attention to composition, color theory, and the development of creative concepts as they construct their sketchbooks. Students will also have the opportunity to experiment, take risks, and allow their creativity to unfold organically. This stage is about discovery and self-expression, laying the groundwork for the artistic growth and personal narratives that will unfold throughout their artistic journey in the IGCSE Art & Design course.



Karl Blossfeldt

Karl Blossfeldt is best known for his precise, his photographs of plants, he began his career was as a sculptor, completing apprenticeships at the ironworks and foundry in Müglitz and the Kunstgewerbeschule (Institute of the royal arts museums) in Berlin from 1884 to 1890. From 1870 to 1876 he traveled through Italy, Greece, and North Africa, working with Moritz Meurer, who theorized that natural forms were reproduced in art. From 1878 to 1880 he worked in Berlin; during this time, he amassed a collection of thousands of plants that he used as models to reproduce in art. From 1880 to 1886 he traveled through Italy, Greece, and North Africa, working with Moritz Meurer, who theorized that natural forms were reproduced in art. From 1878 to 1880 he worked in Berlin; during this time, he amassed a collection of thousands of plants that he used as models to reproduce in art.



that Karl Blossfeldt: (June 13, 1865 - Dec 9, 1932) was a German photographer and sculptor. This was an OCA study visit and with two tutors, Robert Enoch and Rob Beomfield on hand, we were able to enjoy an informative view of the exhibition it seemed the discussion never stopped and climaxed with a group discussion around the table in Whitechapel Gallery cafe afterwards. This photograph let me being more interested in taking photo, and gave me a new way to know about the nature. It's like a movie to show the nature to us. I really like this photograph. I will try to take some photos like this.


Andy Goldsworthy

Andy Goldsworthy (born 26 July 1956) is an English sculptor, photographer, and environmentalist who produces site-specific sculptures and land art used in natural and urban settings. Goldsworthy was born in Chiddingfold, Hampshire, the son of Mabel and F. Allan Goldsworthy (1919-2011), a former professor of applied mathematics at the University of Leeds. He grew up on the Harrogate side of Leeds. From the age of 15, he worked on farms as labourer. He has likened the repetitive quality of farm tasks to the routine of making sculpture. "A lot of my work is like picking potatoes; you have to get into the rhythm of it." He studied the art at Bradford College of Art from 1974 to 1975 and at Preston Polytechnic from 1975 to 1978, receiving his BA from the latter.

Goldsworthy was born in Chiddingfold, Hampshire, the son of Mabel and F. Allan Goldsworthy (1919-2011), a former professor of applied mathematics at the University of Leeds. He grew up on the Harrogate side of Leeds. From the age of 15, he worked on farms as labourer. He has likened the repetitive quality of farm tasks to the routine of making sculpture. "A lot of my work is like picking potatoes; you have to get into the rhythm of it." He studied the art at Bradford College of Art from 1974 to 1975 and at Preston Polytechnic from 1975 to 1978, receiving his BA from the latter.



STONE
Andy Goldsworthy



Goldsworthy is generally considered the founder of modern rock balancing. He has received an honorary degree from the University of Bradford. He was an MA Professor - Art - Large Sculpture at Cornell University from 2000-2006 and 2007-2008. Young Museum Call "Drawn"




Andy Goldsworthy



Andy Goldsworthy

This is the most difficult picture ever when I draw it before. You have to be very careful about the stones sides and you also have to know the rules about these stones, because you can't look at the drawing. It's a waste of time. It's in pencil again and you have to watch his light and shade. It's got colors and you have to change into light and dark.



My photo is from Ningbo marine park. This is a very special marine park, it has not only the marine life but also rarest animals and plants. Such as colorful coral, beautiful bluish pure white sea anemone, shark. What's even more amazing is that you can also see weird performances and sea lions performing to teach small jellyfish.

Butterfly

Butterfly: Due to their bright colors and ability to fly, butterflies are the most familiar of insects to humans. There are about 17,500 species of butterflies in the world, and around 150 species in the United States. Distinctive characteristic of butterflies are only group of insects that have scales covering their wings, although some butterflies have reduced scales. They differ from other insects also by their ability to coil up their proboscis. Caterpillars are the larval stage of butterflies and moths. They are very distinctive, and in some cases may be identified by their markings.

Butterfly's eyes: In fact butterflies are known to have a large visual field than humans and excellent visual perception of fast moving objects.

Butterfly's wings: That it is hard to know where to begin, but maybe beginning with a start. There are many features. Butterflies are associated with plants, and the relation is sometimes complex. Many butterflies have few exceptions, but plants and therefore are considered harmful to them. Migration is best exemplified by the monarch with its ability to migrate in the fall to overwintering sites in California and Mexico.

Yingqi Long (Yaya)

bird of paradises

I will choose something that appear in the rain forest, like bird of paradises. It's lives in Indian, the nice places. And it's colorful, and I will put bird and bird of paradises together. Because the bird's mouth is just like the bird of paradises. I will change the bird's mouth into the bird of paradises. And make the bird stand in a circle of jagged center.

final piece ideas

time: Sunday (the color of the sky when makes the color of the bird). Colorful.

place: beach (sea, bird, stone. It's good fit together).

Stone creativity: from a sculptor his name is Andy Goldsworthy. He like to create sculptures from materials found in nature such as leaf, stone, ice, snow, ect.

mood: I wish if people see my art will feel aliveness. Love, ones temper. Life has many colors. The bird of paradise is a kind of free and easy, happy, flying together.

→ flower raises a green caterpillar shaped on the green caterpillar, sprout a feathery orange sepal inside, the green caterpillar and shoot an arrow flower cone inside the orange sepal.

Looking at it, it looks like a core tree and core tree bird a, which is spreading its wings.



Yingqi Long (Yaya)

Ice and Snow Crystals

Ice: In the appearance of semi-transparent and glassy.

What is ice? Solid state of water. Its density is lower than that of water. Forming at or below temperatures of 32°F, 0°C, or 273.15 K.

Glassy Ice: Has the appearance of glass. Formed at an atmospheric pressure of 101325 Pa. Exerted by the weight of air in a place. Density of ice under normal conditions is 0.917.

Definition: State of water or any other liquid when solidified by the action of cold.

Benefits of ice:

- Reduces muscle fatigue
- Can be addressed to alleviate muscle relaxation
- Reduces stress and anxiety
- Reduces inflammation
- Reduces pain and swelling
- Reduces blood pressure
- Reduces heart rate

Snow Crystals

Include:

- Hexagonal columns
- Hexagonal plates
- Stellar dendrites
- Stellar dendrites
- Stellar dendrites
- Stellar dendrites

Crystal growth: The formation of ice in nature is accompanied by the delicate complexity and symmetry of certain crystals.

Two main factors:

- Temperature
- Air water saturation

Ice crystals that don't look like they're even this plane:

- Stellar dendrites
- Plate-shaped by dendrite
- Simple prism
- Star plate
- Triangular crystal
- Trigonal crystal
- Trigonal crystal
- Trigonal crystal

Artist Study 1 Georgia

Georgia O'Keefe: Born on November 15, 1891 in Sun Prairie, Wisconsin, US. She is best known for her paintings of flowers and desert landscapes, and also animal skulls.

Still life formed an important theme in O'Keefe's work, particularly in her depictions and abstraction of clouds. The exhibition explores how these works reflect the influence she drew from modernist photography. O'Keefe's most significant source of inspiration, however, was nature and landscape.

Georgia O'Keefe used a remarkable sense of the challenge of social and artistic convention of her time.






Georgia O'Keefe

I see a mixture of several tonalities and sparkling colors, blue, red, green, purple, different colors. The colors is a bright and lively scene.

In the past, Georgia O'Keefe used to use watercolors a lot, however, she moved away from her previous preference for water and began using oil on a regular basis.

I never really tried to make an oil painting when I did it was just for fun, so it didn't turn out very well but this time, I did research to find out how to use it, the right way to mix the colors and the right way to apply them to the paper. I also tried to research how the painter to this painting made her drawings so I could better understand.



Artist Study 2 Gordon Choung

Gordon Choung: Born in 1975 in London, England. He is a multidisciplinary art explorer, combining digital art, photography, and sculpture. He is best known for his digital artworks, which use a variety of media including stock exchange listings, social media, and recently, digital and woodblock printing.

He studied painting at Central of Kent College of Art and at the Royal College of Art.

Choung's art raises questions about the effects of global capitalism. His works often feature islands and mountains, the sea, the mountains, the water around, great elements that he puts in his art to make it well and bring me a feeling of peace.








Chemmy

I see mountains, bridges, buildings, a sea, the moon, a sky at dusk and the water reflecting that sky. I believe the painter probably used oil paint. They are neutral colors, colors that are not bright but some light blue in general, are deep or in other words, they are clearing colors.

The emphasis in the drawing are based on the mountains, mountains usually have diamond shapes, some pyramids and some shapes.

I learned about which colors go with which and I really liked Chemmy's work. He mixed colors and combined them in a way that makes his drawings especially the theme.



ROCK




Beatriz

Beatriz Cortez is a Cultural and literary critic, and visual artist. Born in El Salvador, Dr. Cortez migrated to the United States in 1989. She obtained a Ph.D. in Latin American literature from Arizona State University (1999) and an MFA in Art from the California Institute of the Arts (2015). Her work explores the complex relationship between memory and loss in the aftermath of war and the experience of migration.

One of Cortez's most popular works is a sculpture called 'Tequila'. Cortez created two identical sculptures. The reason for the different locations was to highlight the different realities that exist within the same cities (Hammur, Mexico, and Los Angeles).

Cortez

Beatriz Cortez's 'Memory Insertion Capsule' made in 2017 explores several concepts ranging from ancient migration to the history of forced sterilization by the U.S. eugenists in the early 20th century. Cortez draws her inspiration for many of her sculptures from literature, archives, philosophy, ancient art and indigenous architecture to connect back to her philosophy of understanding migration as a planetary motion that has existed for millions of years. Numerous symbols and concepts are presented by this work however, Cortez primarily hopes to change the concept of how we view indigenous cultures as being a part of the past and instead, into indigenous people as a part of our future.

Tequila, the volcano that last time draw her inspiration for many of her sculptures from literature, archives, philosophy, ancient art and indigenous architecture to connect back to her philosophy of understanding migration as a planetary motion that has existed for millions of years. Numerous symbols and concepts are presented by this work however, Cortez primarily hopes to change the concept of how we view indigenous cultures as being a part of the past and instead, into indigenous people as a part of our future.




LAVA WATER



Obsidian

Obsidian is an extremely hard, crystalline mineral consisting almost entirely of a type of volcanic glass with no more silica in its chemical composition. It is formed when a lava with a felsic composition and low volatile content cools.

On these two pages, I drew some sketches based on my dream, visions, and see I started by drawing volcanic and see I introduced and reversible my theme, then I focused on some details of these two themes. I drew water to represent ice, since ice is water in another state (solid).

For the volcano part, I decided to draw magma and lava when both lava and magma are in a liquid state.



Bear



Bear



PINE



Pine



Influence

The focus of my theme is forest. I explored things that are inside it, like spiders and bears. My main influence was that I lived on a farm before where there were several forests nearby. Now I'm in the city but I really miss living there. I really enjoyed observing the different types of trees and mushrooms.

materials

For my drawings I used different types of materials. Pencils, colored pencils, oil paints, watercolors and pens. To be honest, I found it very fun to explore different types of materials and I liked them all. The only problem was when I tried to use crayons. I tried using crayons, but it was too complicated for me, and I decided to cover it by giving some paper. But in general I liked all the materials, but I will choose two favorites. The ones I most liked using for my drawings were watercolor and pencil.

final piece ideas

IDEA 1

My first idea is to combine two of the themes I chose. They would be the bear and also the forest. I chose these two themes because bears are part of the forest. They play multiple roles. The interaction between bears and forests means that different species contribute to the health and diversity of their ecosystems. I'm thinking about using watercolor, because I tried painting with it and I liked the result. I also like how the paint mixes as I add more water. I thought about starting by drawing a forest with bears inside it, behind that maybe some mountains and also a river.

IDEA 2

For this idea, I think about creating a forest, a forest of my imagination where spiders and mushrooms are related. I think about drawing webs and spiders that connect and intertwine with delicate structures of mushrooms. The background is dark green with moonlight.

IDEA 1

Talking about the first idea that I want to draw a bear or bears in the forest, I'll explain it a little better. Imagine a bear standing on the edge of a river that is being reflected by sunlight. The bear will be observing its surroundings, where there are tall, beautiful trees (which will also help me understand the background). The forest will have different trees, including pine trees. In addition, there are several flowers covering the ground. I also want to try drawing rocks covered in moss (but not sure, as I'm not confident in drawing rocks). This scenario will portray the bear in its natural habitat. I intend for the drawing to take place at sunset or at night.

Sunset scene description: shades of yellow from the setting sun, a warm glow over the scene. The bear stood still and observed the nature around it. **MOOD:** nostalgic, brings peace and freedom.


Night scene description: There will be moonlight passing through the trees allowing us to fill them. Starts shining at the night sky that help the moon to light up the night. **MOOD:** mystery and tranquility, solitude.

The images I chose in my previous works focused on the general but also specific details, like the bear for example. I chose an image of the full body but I also chose an image focusing only on its claw.

The artist I'm taking inspiration from is Winslow Homer. Homer adopts the informal, homemade 'sketch' style of watercolor, filling the image with large washed areas that are often stained, scraped, or accented with flowers or other watermarks, and using dry brush in the foreground to reveal the surface texture of the paper. I intend for the scene to be sunset or at night. I'll use different tones of green to represent mountains. Shades of brown for the bear. I will use different tones of brown and yellow. **Sunset** - warm colors. **Night** - Neutral colors.

IDEA 2

Now exploring the second idea in more depth, I think about drawing a forest full of mushrooms as if things that come close also turn into mushrooms. These mushrooms come in different shapes, sizes and colors. The forest is full of mushrooms and there are spiders making their webs on the mushrooms. The images I chose on the previous pages explore different forms of spiders and mushrooms. The mood and feeling I want the painting to convey is a feeling of curiosity and peace. I want people who look at my painting to feel curious, trying to understand why there are spiders and mushrooms. And I also want it to convey a feeling of peace, I really like this feeling and I want to convey it in my paintings. I want the painting to be the view of a silent forest where spiders are not hated. The colors I intend to use are different shades of red and brown, combined with greens and more neutral colors. In this forest spiders are not hated and they are the only things that do not turn into mushrooms.




Gabriela Pauletti

Mark Powell



Mark Powell is an English portrait artist who produces intricate & incredibly life-like drawings of faces using a biro ball point pen. He uses old envelopes, playing cards, newspapers, old maps and other antique documents of a canvas.

I can see a intricate drawing of a man on a map as a canvas. The media is biro pen, and I think it really adds texture to the artwork altogether. The colour of the pen is black but the colour on the map really adds a splash of colour into the artwork altogether. The lines are really thin and fine. and it adds a altogether feel to the artwork, it brings the artwork to life.



Mark Powell

Artist study

Photohoot art production

I started by using a pencil to sketch out the outline of the face and then used a biro pen and envelopes to create the texture and shading. I used old maps as a canvas and I added details like the eyes and nose. I also used playing cards and newspapers for texture. I finished the drawing by adding fine lines and shading to the hair and skin.

After finishing the outline, I used a biro pen and envelopes to create the texture and shading. I used old maps as a canvas and I added details like the eyes and nose. I also used playing cards and newspapers for texture. I finished the drawing by adding fine lines and shading to the hair and skin.

After finishing the hands, I started working on the background. I used old maps and playing cards to create a textured background. I added details like the texture of the fabric and the background elements. I finished the drawing by adding fine lines and shading to the hands and background.

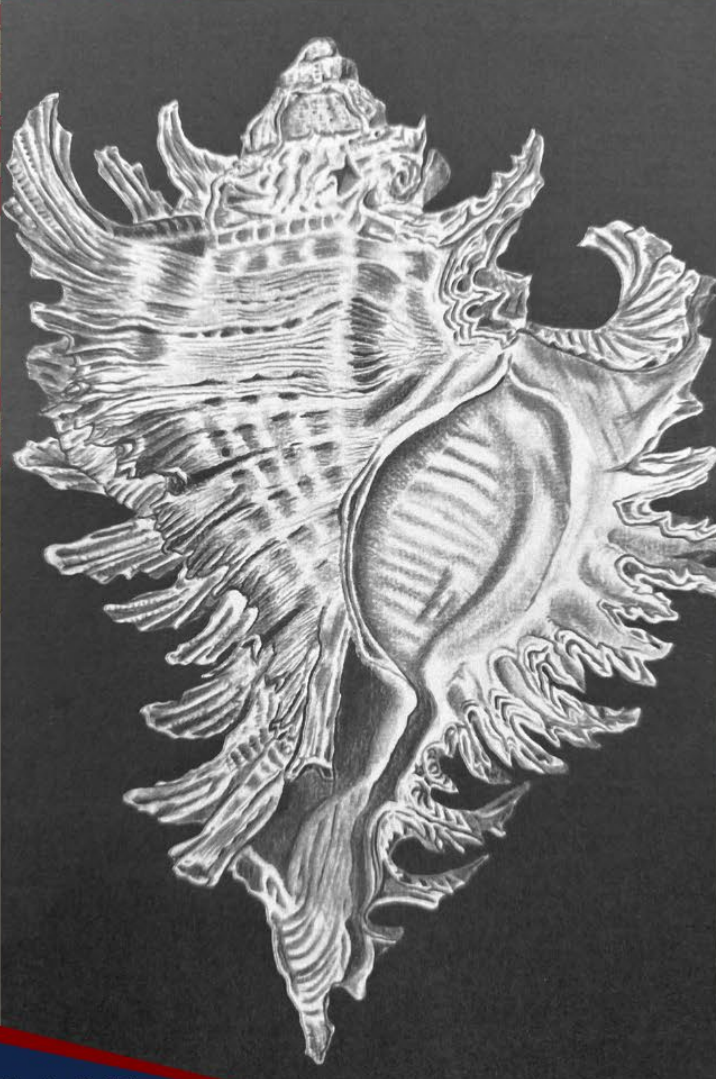
After finishing the face, I started working on the background. I used old maps and playing cards to create a textured background. I added details like the texture of the fabric and the background elements. I finished the drawing by adding fine lines and shading to the face and background.

Mark Powell

Photohoot art production

After finishing the picture I realized the red envelope covering my mother's face was not very nice but the picture was a good one and I liked it. I captured the artist's life quite nicely. Finding this one piece did not take me as long as I expected, and I do not think that is a good thing. I hope, in the future, I am able to spend more time and give my art more detail. But I am still quite happy with how it came out. I can live with it. It is my first time drawing with this media on this type of canvas. But I still think I was a better if I spent more time on it.

I think this map shows my parents love for maps and the texture was easy to draw on.



Himalayan pink salt crystals

I used watercolor to paint the crystals. I used a palette knife to create the texture and shading. I used old maps as a canvas and I added details like the texture of the salt and the background elements. I finished the drawing by adding fine lines and shading to the crystals and background.

I used watercolor to paint the crystals. I used a palette knife to create the texture and shading. I used old maps as a canvas and I added details like the texture of the salt and the background elements. I finished the drawing by adding fine lines and shading to the crystals and background.

I used watercolor to paint the crystals. I used a palette knife to create the texture and shading. I used old maps as a canvas and I added details like the texture of the salt and the background elements. I finished the drawing by adding fine lines and shading to the crystals and background.

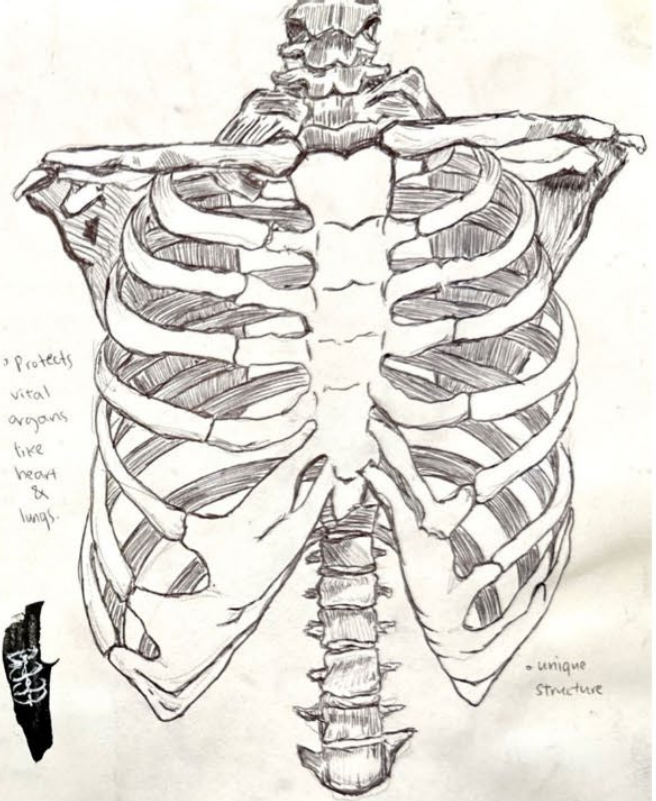
Ballpoint pen

Limolite agate, disoro agate, Laguna agate

I used a ballpoint pen to create the texture and shading. I used old maps as a canvas and I added details like the texture of the agate and the background elements. I finished the drawing by adding fine lines and shading to the agate and background.

I used a ballpoint pen to create the texture and shading. I used old maps as a canvas and I added details like the texture of the agate and the background elements. I finished the drawing by adding fine lines and shading to the agate and background.

Elenor Smith








This piece I enjoyed creating. I have grown to love using ballpoint pens to sketch and draw. I find that they enable me to add detail and uniqueness to the picture.

I liked shading the bones and making it look life-like.



Elenor Smith



Medium
I would like to use chalk and/or pastel for more colorful papers out for and past for hand-drawn illustrations.

Color
I would like more vibrant shades of green, yellow and orange to make the picture stand out as well as a scene of a landscape.

Character/Objects
Buddha, monks and other figures, objects will be shown in background almost things.

Mood
I want the piece to be serene and peaceful and happy. It will be a landscape and a scene of a landscape and a scene of a landscape.

Final Piece Ideas

Selected Image

Scene
The scene will be a landscape with a large scale figure and places along a mountain scene. The scene will be a landscape with a large scale figure and places along a mountain scene. The scene will be a landscape with a large scale figure and places along a mountain scene.

Mindfulness
There will be an emphasis on sitting calmly among trees or a clearing, following the sound of a bird.

Chosen Image
The composition of the scene will be a landscape with a large scale figure and places along a mountain scene. The scene will be a landscape with a large scale figure and places along a mountain scene.




Idea 1
I want to create a single person or a Buddha to be sitting in the center of my piece. They will be in a meditative position. They will be sitting on one side with legs on a mat and on the other side will be a landscape, as well as a group of people. I want to create a contrast between the full and the empty and show the distinction between the two.

Idea 2
I want to focus on facial expressions and human body. I want to draw the outlines of the face and the body. I want to show the contrast between the two. I want to show the contrast between the two.

Sketches
I want to create a scene with a large scale figure and places along a mountain scene. The scene will be a landscape with a large scale figure and places along a mountain scene.

Chosen Image
The composition of the scene will be a landscape with a large scale figure and places along a mountain scene. The scene will be a landscape with a large scale figure and places along a mountain scene.



Alyssa Bellotti

BADMINTON TOURNAMENT




Mr Daniel Perales Gomez

During the first and second weeks after the Holiday break, students in NBIS had the chance to participate in a badminton tournament during their lunch break.

First was the Upper Secondary's turn, having five students participating in the singles tournament and four students in the doubles tournament: Yuen Hei Lee, Yuu Takenaka, Jason Gu, Adam Chien, and Jack Zhang.

All the games were very close, having great rallies between contestants and showing a very high level of badminton skill. After a round-robin tournament on the first day, the fixtures for the knockout stage were decided: YuenHei vs Jason would be the first semifinal, Yuu vs Adam the second semifinal.

The second day was the turn for the singles knockout stage and the doubles tournament. In the first one, YuenHei and Adam won their respective games and went through to the final, which was a spectacular game. Every game was played until 11 points, but Adam and YuenHei had to play until 15 points due to how close was the game to the end. The final score, a 15 vs 13 for YuenHei, congratulations to him on the Championship. The second part of the day was a final doubles game in between Jason/YuenHei vs Adam/Yuu. No luck in this category for YuenHei and Jason, the victory went to Adam and Yuu who played a great game and totally deserved it.





The following week was the turn for Lower Secondary School, having a great turnout of students with five girls (Zhou Sun, Linda Wu, Candy Tong, Kivi Yang, and Michelle Lu) and ten boys (Terry Chen, Tony Zhuo, James Li, Stanford Chan, Charlie Yeh, Jason Hu, Howie Ding, Braxton Chan, Jason Hong and Rom Ronen).

The girls' tournament, with a round-robin system, had a clear winner: Michelle, from 7A. She was able to win all the games she played, although she had really close and tough games vs Zhou and Candy, the next players in the ranking. Linda and Kivi had good rallies and points in their games, showing how their skills are improving fast.





On the other hand, the boys' tournament was played with a three-group system where the winner of each group plus the best second would go through and play the semifinals. Tony, Howie, and Jason Hong won their respective pools, not without having some tough games. The last spot in the semifinals would be for Jason Hu, who also had two wins in the group stage. This way, the semifinals had the following fixtures: Tony vs Howie, and Jason Hu vs Jason Hong. After seeing two great games, Howie and Jason Hong were the two finalists. The final game was a constantly up and down, having sometimes Jason ahead in the score and sometimes Howie. Nevertheless, the victory went for this second one, Howie from 8A. Congratulations!



Last but not least, we would like to thank all the participants for their fair play and effort given in the tournaments. It was a great Badminton time and atmosphere.





NBIS Weekly Menu



Special Dish:
Laba Congee

Sample Dishes



January 22 – January 26



Ningbo British International School
浙江宁波英伦
外籍人员子女学校

NBIS: Unity - Diversity - Excellence

	Monday	Tuesday	Wednesday	Thursday	Friday
Lunch Menu	Crispy chicken cutlet	Chicken Legs	Salty fried chicken	Chicken with bread	Rib
	卡兹脆鸡排	红烧鸡腿	盐酥鸡	面包糠鸡腿	避风塘排骨
	Quail eggs	Basa fish	Stewed beef vermicelli	Barbecued pork	Braised meatball
	虎皮鹌鹑蛋	葱油巴沙鱼	粉条牛肉	广式叉烧肉	红烧肉丸
	Rib	Steamed Pork Mince with egg	Roast chicken	Roast chicken	Chicken chop
	姜汁仔排	肉饼蒸蛋	烤鸡	烤鸭	香煎鸡排
	Cauliflower	Roast sweet potato	Cauliflower	Tofu with onion	Cauliflower
	花菜	孜然土豆	花菜	洋葱千叶豆腐	有机花菜
	Roast sweet potato	Broccoli	Roast potato	Vegetable	Needle mushroom
	烤地瓜	西兰花	烤土豆	烤蔬菜	葱油金针菇
	Egg tart	Tapioca pudding	French bread	Cabbage	Cabbage
	蛋挞	西米露	法国面包	大白菜	炒包菜
	Fungus fired yam	Croissant	Cold noodle with cucumber	Hamburger	French bread
	木耳山药	牛角包	青瓜凉皮	汉堡	法国面包
	Poached Shrimp	Fried slice streaky pork	Salt and Pepper Shrimp	Braised fish slice	Ribbonfish
	盐水虾	小炒肉	椒盐虾	红烧鱼块	椒盐带鱼
	Poached Pork slices	Jerk filefish	Sichuan-style beef with duck blood curd	Pork slices	Spicy Pork slices
	水煮肉片	咸菜橡皮鱼	毛血旺	酸菜肉片	麻辣肉片
	Fish	Shrimp with Soy Sauce	Little yellow croaker	Fried Shrimp	Poached Shrimp
	清蒸玉兔鱼	红烧虾	葱油小黄鱼	酱爆河虾	盐水虾
	Fruit	Fruit	Fruit	Fruit	Fruit
	水果	水果	水果	水果	水果
	Tomato soup with egg	Red dates yingerh cod soup	Tofu and cabbage soup	Seaweed soup	Tomato soup with egg
	西红柿蛋汤	红枣银耳汤	大白菜豆腐汤	紫菜汤	西红柿蛋汤
	Rice	Rice	Rice	Rice	Rice
	米饭	米饭	米饭	米饭	米饭
Milk/Yogurt	Milk/Yogurt	Milk/Yogurt	Milk/Yogurt	Milk/Yogurt	
纯牛奶/酸牛奶	纯牛奶/酸牛奶	纯牛奶/酸牛奶	纯牛奶/酸牛奶	纯牛奶/酸牛奶	
Snack Menu	Longan	Cherry tomato	Orah mandarin	Banana	Orange
	桂圆	小番茄	沃柑	香蕉	橙子
	Steamed meat dumpling	Omelette	Dumpling	Egg	Potato strips cake
	肉包	鸡蛋饼	蒸饺	鸡蛋	土豆丝饼
	Apple	Banana	Apple	Orange	Apple
	苹果	香蕉	香梨	桔子	苹果
	Red bean bread	French bread	Cake	Croissant	Bread with jam
红豆餐包	法国面包	蛋糕	牛角包	土司面包+果酱	





UNITY
DIVERSITY
EXCELLENCE



✉ nbis.admin@nbis.net.cn

☎ +86 57487611005

🌐 www.nbis.net.cn

📍 No. 365 Guanghua Road
Hi-Tech Zone
Ningbo 315000